



THE ULTIMATE ADVENTURER'S GUIDE

to Hiking
and Camping with
Your Dog










INTRODUCTION


Nice weather has arrived and if you are an outdoor lover then you are probably chomping at the bit in anticipation of going hiking and camping with your dog. In a rush to prepare your gear to hit the open roads and trails, it's easy to forget to pack essentials for both you and your four-legged companion. We have created this ultimate checklist for hiking and camping with dogs.

Our guide covers the must-have gear to pack along with the best dog-friendly Canadian camping hot spots to explore. We know that camping is a lot more fun when you bring Fido along. Dogs are natural outdoor adventurers who want to connect with nature just as much as you do!

A dog-friendly camping or hiking trip provides a lot of benefits for your furry friend:

-  **Physical exercise:** Hiking and swimming are wonderful ways for your dog to exercise. When hiking, the varying terrain helps boost stamina and muscle.
-  **Mental Exercise:** The trees, rivers/lakes, wildlife, and wide-open spaces all provide excellent cognitive stimulation.
-  **Budget-Friendly:** Camping or hiking won't cost you an arm and leg. Both are very budget-friendly activities that you can share with your pet.
-  **Bonding Experience:** Quality time with your dog helps build an unshakable bond.
-  **Safety/Watchdog:** Any time you head into the backcountry to hike or camp, it's good to have an extra pair of eyes and ears to stay safe. Your dog will often alert you to possible dangers.
-  **Training Opportunities:** Exposing your dog to an unfamiliar environment is a great training booster. You can work on heeling, recall and other basic commands.
-  **Alleviates Boredom:** Just like their human counterparts, dogs get bored, but they can act out in destructive ways such as chewing or barking. Taking your dog on regular hikes or camping creates excitement for the pet which can halt unwanted habits.

8 PRO TIPS WHEN HIKING AND CAMPING WITH A DOG



As with any hiking or camping trip with your canine companion, you'll want to follow a few basic etiquette and safety tips. Below you'll find tips to help you plan your adventure and ensure that both you and your dog stay safe along the way.




@mywhiskeygirl

TIP #1:

Ensure Pet-Friendliness

Not all hiking trails and campgrounds are pet friendly. You'll want to check the rules. [Pet-Friendly Travel](#) or [Bring Fido](#) are great resources to find dog-friendly campgrounds.



TIP #2:

Pack the Right Gear

Make up a checklist of the pet products you'll need to pack.

Include the basics:

- Leash
- Collar
- Harness
- ID tags
- Pet food
- Pet water bottle
- Food/water bowls
- [Dog backpack](#)
- [Durable hiking boots](#)
- [Life jacket](#)
- Booties for rough terrain
- Dog chews and toys to keep Fido amused during downtime.
- Bear bell
- Poop bags
- Tie outs
- Towels
- Coat
- Dog bed
- Pet first aid kit

Always make sure you pack spares, such as a spare collar or leash.



TIP #3:

Meal Prep

Pack more food than you'll actually need. When a dog is performing high energy exercise, they are hungrier and might need an extra meal for fuel. Measure out each meal and then add a few more portions.

Also, consider packing [high calorie dog treats](#).



TIP #4:

Give Your Pet an Obedience Refresher

Before embarking on your outdoor adventure, you'll want to work on an obedience refresher and focus on the recall.

Yes, you'll keep your dog leashed or on a tie-out when camping or hiking but accidents do happen. Your dog might get loose, and you need to call him back.

TIP #5:

Set Up Your Campsite Property

When you arrive at the campsite, it's time to set up. You'll want to walk your dog around the area, so the pet has a chance to sniff and familiarize themselves. Setting up a boundary also helps your dog feel safer because he views the area as his territory. You might even want to hang visual cues such as coloured strings or flags around the area.

Set up your tent or your camper/trailer. Never leave your dog outside overnight so be prepared to share your tent or camper with your pooch.

Providing shelter, even during the day, is also a necessity in hot weather. The rising mercury is a danger to your dog if there are not sufficient shaded areas. Also, offer frequent drinks of water to Fido to prevent dehydration, sunburns, or overheating.

Provide ample clean, fresh water at all times. Your dog is going to feel parched after playing and hiking so the pup will need ample h2o. Water also prevents your dog from overheating if the temperature is high and will help cool off the pooch.

TIP #6:

Stick To a Routine

If this is your dog's first outdoor vacation, then the pup might feel nervous and anxious because of being removed from his element. One of the best ways to manage elevated anxiety is providing structure and routine. You want the dog to feel a genuine sense of normalcy even out on the trail.



Maintain regular mealtimes



Provide frequent bathroom breaks



Offer mental and physical stimulation, such as a game of fetch

TIP #7:


Be Mindful of Outdoor Safety Concerns

When camping or hiking with your pet, you'll want to think about these safety concerns.

Fire Safety

When camping, you'll probably want to build fire to cook, make s'mores, roast marshmallows, or simply congregate around. Many dogs find fire terrifying, but others are fascinated by the dancing flames.

Keep your dog at a safe distance from the fire. You don't want him to become too hot or for a flying ember to ignite his fur. You might want to consider using a tie out to keep him back from the firepit. Provide a soft bed, mat or sleeping bag for him to relax on. Make sure the pup can still see the dancing flames but can't reach them.



Encountering Wildlife

Any time you are out in the wilderness with your dog, there is a good chance you will run into wildlife. You'll want to keep your canine companion on a leash or a tie out to prevent the dog from chasing other animals. Dogs naturally have a strong prey drive and will often take off running after smaller wildlife. You might want to invest in a bear bell to hang from your dog's collar or an LED light to help scare off wildlife who might encounter our dog. In most cases, wild animals will avoid your dog and not engage with the pet. However, a bear bell or light is another way to ensure that wildlife retreat.



Go Slow

Even if your dog seems excited to be out hiking or camping, you also need to pay attention to the signs your pooch is getting tired. Your dog might be too excited to know his limits and instead push himself beyond the safe line. You don't want Fido exhausted. Take frequent breaks and always offer clean, fresh water along with small snacks and foods.

Dog Waste

Always act courteously and dispose of your dog's waste in designated areas for safety. Bury the dog's feces at least 200 feet from your campsite or trail to avoid attracting unwelcome wildlife who might be attracted by the scent.



Insects

Bugs will bite your dog just as easily as you. It is important that you pack a pet-friendly insect repellent to protect Fido. Avoid using any DEET products. Check out our top pick: [Citrobug Insect Hunt](#).

Look for outdoor pet sprays that function as insect repellents. They will often contain ingredients like peppermint, citronella, cloves, or lemongrass.

You can even make your own natural insect repellent, Check out this helpful recipe: [DIY Natural Bug Spray](#).

Flea and Tick Protection


Make sure your dog is protected from fleas and ticks. Depending on the time of year, ticks are often extremely bad when hiking or camping. The small, blood-sucking insects spread dangerous diseases, so you'll want to make sure your dog is safe.

You'll find a multitude of flea and tick products such as topicals, sprays, powders, shampoos, and more. You should also avoid areas with long grass or brush where ticks like to hide.



TIP #8:

Pack Pet Medical Supplies



Accidents happen when camping or hiking so you'll want to pack a pet first aid kit and other medical supplies.



01

Anxiety Medications



Does your pet suffer from anxiety? Maybe loud noises or thunderstorms terrify Fido. If your pooch takes anxiety medications, then you'll want to pack them. Also, many pets experience bouts of anxiety when hiking or camping; they are exploring unfamiliar places and situations which can make them uncomfortable and unsure.

One of our top picks for anxiety is the **Thundershirt** which effectively helps relieve anxiety in many dogs. It uses gentle pressure to soothe and calm the dog.

Other calming options include calming chews, CBD/hemp pet products, and pheromone sprays.



02

Vet Records

Before leaving for a camping or hiking trip, remember to pack a copy of your pet's vet records. This is especially true if you plan to cross the country or provincial borders.

03

Pet Insurance

If you regularly travel with your pet, then you might want to consider investing in pet insurance. Accidents can happen and pet insurance is a fantastic way to manage any problems financially.


04

Paw Protectant



The trail might have rough or jagged rocks and other obstacles which can quickly damage a dog's paws. Many dogs don't like to wear booties so investing in a paw protectant can help prevent raw or sore pads.

Musher's Secret is an all-natural paw protectant that is made from food safe wax. It provides a protective layer that stands up against temperature extremes, debris, and chemicals. Apply the wax two to three times per week to keep your dog's paws healthy and ready for outdoor adventures.





05

Sun Protection



Your **dog can get sunburnt** just as easily as you can. The areas around the dog's ears, belly, back and muscle are prone towards sunburn. Hairless or light-colored dogs are also far more susceptible to the harmful rays of the sun.

Human sunscreen is not always safe for dogs so invest in a pet-safe sunscreen. Also, limit your dog's exposure to the sun, especially during the mid-day when the sun is at its height. Set up a covered area for your dog to lounge under during the hottest part of the day.

06

Medications and Supplements

If your dog regularly takes medications and supplements, then remember to pack them for the hiking or camping trip. Certain pet supplements such as **hip and joint care**, **skin and coat care**, and seasonal allergies are important when spending time outdoors.

07

Odour Control and Cleaning Supplies

Your dog might get dirty while hiking or camping so you'll want to pack pet shampoo and wipes for quick cleanups.

5 BEST DOG FRIENDLY CAMPGROUNDS IN CANADA

If you are looking for the best dog friendly campgrounds in Canada, then you'll want to check out the following campsites for each province.



Alberta:
**Marten River
Campground**

The Marten River Campground is located on the picturesque Marten River in Lesser Slave Lake Provincial Park. There are 112 dog-friendly campsites. You can meander to the beach for a quick stroll on one of the many walking pathways. You'll even encounter fairytale-like bridges.

The campground has an off-leash area where you can let your dog enjoy a little freedom along the northside of the beach.



British Columbia:
**Marble Canyon
Campgrounds**

Located in the mountains of Kootenay National Park, the Marble Canyon Campground offers remarkable views, several hiking trails and more.





Manitoba:
**Clearwater Lake
Provincial Park**

Clearwater Lake Provincial Park is located along Pioneer Bay and Campers Cove. The campsites are located a short walk to the beach which is known as a prime fishing hole.



New Brunswick:
**Fundy
National Parks**

The Fundy National Park is home to several pet-friendly campgrounds. There is a wide array of diverse trails coupled with breathtaking views. You can enjoy a front-country camping experience or opt for a backcountry camping experience.



**Newfoundland
and Labrador:**
**Pistolet Bay
Campgrounds**

Pistolet Bay Campground offers waterfront camping sites. You can RV or tent camp at the island getaway that also offers hiking, fishing, and swimming opportunities.



5 BEST DOG HIKING TRAILS IN CANADA



Are you ready to hit the trail with your pup? You'll want to check out these pet-friendly Canadian hiking trails.



Alberta: **Mistaya Canyon Hike**

The Mistaya Canyon is located in Banff National Park. Dogs are welcome. The trail is ideal for hikers of any skill level. You can take a shorter trail head or opt for a longer, more challenging one.



British Columbia: **St. Mark's Summit Hike**

Located in West Vancouver, the St Mark's Summit Hike starts at the Cypress Mountain Alpine Resort. The trail is tough and not for inexperienced hikers. It consists of a steep climb but provides outstanding views of Howe Sound and the Strait of Georgia.



3

Manitoba:
Walking on Ancient Mountains Hike

The trailhead is located close to Nopiming Provincial Park. It is a short trail but moderately difficult. You'll experience outstanding views of the lake and forestland.

4

New Brunswick:
Lavery Falls Trail at Fundy National Park

Within the Fundy National Park, you'll find several hiking trails that range from easy to challenging. Try the Lavery Falls to enjoy the curtain waterfall. There is even a swimming hole where you can dip your feet.

5

Newfoundland and Labrador:
Eastern Point Trail

The trail is ideal for people and dogs of all skills. Stroll through a meadow that runs along the ridge until you reach the lovely waterfall.



BEST DOG BREEDS FOR CAMPING



Any dog can enjoy a camping adventure, but some breeds are known for their love of the great outdoors. If you are a regular hiker or camper looking for a puppy to share your enthusiasm, then you'll want to consider the following breeds:



LABRADOR RETRIEVER

Highly athletic, playful, and avid swimmer, the Labrador retriever usually loves to go camping.

GERMAN SHORTHAIRED POINTER

This breed adores vigorous exercise and the great outdoors. Bred to hunt, they are obedient and adventurous.





AUSTRALIAN CATTLE DOGS

The rough and rugged breed is athletic and intelligent. They can easily navigate even treacherous terrain. The ACD listens well and trains easily.



SIBERIAN HUSKY

Huskies adore camping and hiking, especially in the winter months. Their heavy coat and wolf-like instincts makes them an ideal companion on the trail.



BORDER COLLIES

Border Collies have the reputation of being one of the smartest of all canines. They make a great companion when hiking and camping because they adore adventure. The breed is highly athletic with a great deal of stamina.



CONCLUSION

Hiking and camping are great bonding experiences to enjoy with your dog. You'll explore new environments, enjoy exercise, and build memories together.

Yes, camping and hiking trips with your furry buddy require a lot of preparation but are well worth the effort. You'll want to make sure you pack everything before you head out for your wilderness adventure. If you prepare now, you'll be able to enjoy your hiking and camping trip together with your dog.



homesalive.ca